









CURRICULUM OVERVIEW 2025-26

Year: F1

Staff: Miss Martyn, Miss Hunter and Mrs Hollis

	Autumn 1	Autumn 2	Spring 1	Spring 2	Summer 1	Summer 2
Topic	All About Me	Celebrations	Once Upon a Time...	Real Life Heroes	Where in the World	In the Garden
Enrichment Experience	Exploring the school grounds and picking apples from the orchard to make Gruffalo crumble.	Plan a wedding reception, including invites and menus, choose clothes and re-enact a wedding.	Take part in a nursery rhyme challenge. Recreate the story of The Three Billy Goats on the bridge outside.	Have a visit from different emergency services.	Recreate a beach and have a beach day.	Have caterpillars and watch them grow into butterflies.
Core Text	Only One You by Linda Kranz 	The Nativity Story 	Classic Fairy Tales 	A Superhero Like You by Dr Ranj Singh 	Martha Maps it Out by Leigh Hodgkinson 	Owl Babies by Martin Waddell 
Hook	House move – Set up home corner for children to move in to. Create a for sale sign.	Show staff wedding photos/video and birthday parties.	Music playing in the background as children come into school for children to identify and join in with.	Selection of different medical equipment, hoses, walkie talkies etc, set out on table for children to explore.	Use the fruit boxes to create a train. Find a packed suitcase	Go on a nature walk and create a nature bracelet.

Direct Teaching	Phonics	Phase 1 – Environmental sounds Children will identify and discriminate between environmental sounds.	Phase 1 – Instrumental sounds Children will identify and discriminate between instrumental sounds.	Phase 1 – Body percussion Children will identify and discriminate between body percussion sounds.	Phase 1 – Rhythm and rhyme Children will join in with a rhythm and identify and continue rhyming strings.	Phase 1 – Voice sounds Children will make different voice sounds and identify alliteration.	Phase 1 – Oral blending and segmenting Children will orally blend and segment CVC words.
	Mathematics	Counting Children will learn how to count to 5 using 1:1 correspondence. Subitise Children will become familiar with subitising amounts to 3.	Comparison Children will make comparisons of amounts of the same objects Sorting Children will sort objects by characteristic.	Measure Children will explore measuring, including identifying heaviest and lightest, and measuring height using standard objects to create a height chart.	Pattern Children to learn pattern - copying, continuing and fixing a simple AB pattern. Composition Children will learn the composition of a number.	Shape Children will identify different 2D shapes and identify different properties of each, then find them in the environment. Children will explore and name some 3D shapes.	Calculation Children will share out an amount equally between up to 4 people.
	Big Book / Topic	Look at and talk about different families and talk about their own families, how to be kind to each other, and learning that all people are different.	Discuss different celebration which are important to us and learn about how they are celebrated in different cultures, looking at similarities and differences, including trying foods from different cultures used for certain celebrations.	Listening to and joining in with various familiar and new nursery rhymes and poems, including; 3 Little Pigs, Jack and the beanstalk, Mrs Bluebird 3 Billy Goats Gruff.	Learn about different emergency services and discuss what they do that makes them a real life superhero. Create a list of people they know who are real life heroes.	Discuss different holidays, including hot and cold country and abroad or in the UK. Talk about the different modes of transport used to get to different places.	Think about and discuss different the environment around them, talking about the different textures, smells and sounds. Learn about different insects and go on a minibeast hunt.
	Handwriting	PenPals Unit 1: Whole-body responses	PenPals Unit 4: Body responses to music	PenPals Unit 7: Messy play	PenPals Unit 10: Hand responses to music	PenPals Unit 13: Investigating	Penpals handwriting workbook 1:

		to the language of movement Unit 2: Large movements with equipment Unit 3: Large movements with malleable materials	Unit 5: Hand and finger play Unit 6: Making and modelling	Unit 8: Links to art Unit 9: Using one-handed tools and equipment	Unit 11: Pattern-making Unit 12: Investigating dots	straight lines and crosses Unit 14: Investigating circles Unit 15: Investigating curves, loops and waves	consolidation of pattern making
	Music	Interactive music lessons, engaging children in social skills and following a rhythm.	Learn a dance – participate in an Indian dance class. Listen to the music and sounds the different instruments make.	Listening to and joining in with various nursery rhymes. Children learn new nursery rhymes, using props and actions.	Learn and sing 5 Little Firefighters and perform this for F2.	Learn and sing different variations of the song 'row your boat', for different modes of transport.	Listen to the different sounds outside and create their own musical instruments using natural materials.
	PE	Real PE – Unit 1 Personal Children will become familiar with how they move and use their skills/balance.	Real PE – Unit 2 Social Children will start to share resources and a space with other children.	Real PE – Unit 3 Cognitive Children develop more coordination and balance.	Real PE – Unit 4 Creative Children will recognise similarities and differences in movements.	Real PE – Unit 5 Physical Children will develop control in their movements, changing direction safely and confidently.	Real PE – Unit 6 Health and Fitness Children will know what happens during a warm-up and why we should be doing exercise regularly.
	Safeguarding links	DSL Video Cyber safety	DSL Video E-safety	DSL Video Cyber safety	DSL Video Cyber safety	DSL Video Cyber safety	DSL Video Cyber safety
Child-Initiated Learning	Communication & Language	Setting up home corner – moving into a new house. Children discuss what they have in their house, identifying similarities and differences between their home and the	Tell their friend about a celebration they have been to. Discuss why they had taken place and the similarities and differences between the	Add cleaning products for a 'spring clean' and baking resources to the home corner. Children talk about baking with their families and what they like to eat, listening to	Learn new vocabulary related to the different emergency services and apply this correctly when role-playing in the small world and role-play areas.	Discuss their holidays or special places they visit with their families, speaking in full sentences about how they get there and what they do.	Learn a new story, joining in with repeated refrains and different sound effects. Retell this story independently to a friend or the class.

		home corner and follow instructions to 'build' furniture.	different celebrations.	and discussing with their peers.			
	Physical Development	Developing gross motor coordination and strength by lifting and carefully placing boxes to load and unload the wagon to move into the house in the home corner.	Working as a group, create their own dance using traditional musical instruments from different countries, developing balance and coordination.	Developing gross motor skills and coordination to use the crates to make houses for the little pigs, lifting and placing them carefully.	Developing fine motor strength by manipulating dough during dough disco.	Create different structures and vehicles using different large resources, learning how to lift objects safely and navigating space effectively.	Develop cutting skills using a range of natural materials to create an outdoor themed collage.
	Personal, Social & Emotional Development	Learning about family trees, discussing who is in your immediate and extended family – ask for photos etc from parents.	With their peers, share their personal experiences with cultural celebrations, looking at different photographs and objects relating to them. Use these to create a diversity themed display.	Children discuss their favourite nursery rhyme and story – children are confident expressing their likes and dislikes and can start to explain why.	Talk about what they know about Emergency services and discuss if they have ever seen any in real life and why.	Develop friendships, saying something positive about their friend. Learn how to initiate play with others and how to play collaboratively.	Go on a sensory walk outside, walking barefoot across the grass and through tuff spots full of mud and pinecones etc and discuss how they feel.
	Literacy	Children start to mark make and assign meaning to the marks they make, writing new home cards for the home corner.	Mark make and use their phonic knowledge to write a selection of cards to celebrate the different religious festivals and other celebrations.	Children identify and recall different nursery rhymes on phonics table, using the props. Children read the recipe sheets for porridge, using the pictures.	After meeting with the different emergency services, create a poster for each describing what they do and how they help others.	Create a holiday role play, reading names on boarding passes and looking through destination brochures and writing postcards and letters to their peers from their holiday.	Create a fact file with a page for each of the different minibeasts we find in our EYC garden.

	Mathematics	Counting using 1:1 correspondence and subitising – children count how many people are in their families and count out that many people, then try to match it to the corresponding numeral.	Comparison and sorting – sorting natural objects, compare plants by season	Measures – Size – Children compare the sizes of Goldilocks and the three bears, ordering them from biggest to smallest. Length – Children identifying the longest and shortest of Jack's bean stalks.	Shape – finding straight and curved and different shapes in the environment	Calculation – counting and sharing out holiday money and resources equally.	Pattern and composition – Go on a nature hunt outside and look for different patterns and prints.
	Understanding the world	Making a map from their house to school, thinking about the different things they see.	Learning about different religious celebrations, looking at how they are celebrated and why and seeing the religious buildings, including the church, mosque and temple models.	Children learn to make porridge, through the story Goldilocks and the three bears and discuss the foods they cook and eat at home. Children learn about the lifecycle of a plant and what plants need to grow, planting their own bean, after reading Jack & the Beanstalk.	Children think about the various different people who help us and how they help us. For our nurse and firefighter visits, we will think about and create a list of questions to ask about how they help people.	Discuss different modes of transport and which they have used and why. Link in old and new transport, looking at pictures and videos to identify similarities and differences.	Learn about why it is important to look after wildlife and protect habitats. Create a class bug hotel and monitor the minibeasts we see.
	Expressive arts & design	Drawing skill - Think about who is in their family and draw a picture. Add this to our family tree	Collage skill - Create cards and traditional decorations for different religious celebration, including diva lamps, Hanukkah cards and Christmas tree decorations.	Box modelling – children make their own dolls house using the junk modelling or a toilet roll bear.	Role-play – Re-enact Emergency Services, using what they have learned from the visits in their play.	Box Model Skill - Use the fruit boxes to create a class train. Paint and decorate the boxes to make individual carriages, adding to them each week until it is made.	Fastening skill – Collect resources from outside and create your own Leaf Man, thinking about how to best attach the resources together.